

MORSE CODE is a "MUST" to be licensed by the F.C.C. as a "ham" operator or the following positions:

- RADIO TELEGRAPHER
- MORSE CODE TEACHERS
- SHIP'S RADIO OPERATOR
- RADIO STATION OPERATOR
- POLICE RADIO STATION OPERATOR
- AIR CRAFT RADIO COMMUNICATIONS
- TELEVISION STATION BROADCAST OPERATOR

Only operators licensed by the F.C.C. are qualified to install, maintain and operate electronic communications equipment, including RADIO and TELEVISION broadcasting transmitters.

Most states issue a special automobile license plate with the call letters and numbers assigned to operators by the Federal Communications Commission. Contact your Secretary of State for further details.

Prepare for radio and electronic's best paying jobs -- as a commercial operator aboard ship, in aviation, in broadcasting or telecasting -- wherever an F.C.C. license is a "must!"  
**START YOUR RADIO-ELECTRONIC CAREER NOW BY ORDERING YOUR BEGINNER'S RECORD TODAY -- only \$1.50.**

*Tear on Dotted Line*

FOR ORDERS OUTSIDE UNITED STATES, INCLUDE POSTAGE IN ADDITION TO PURCHASE. EACH RECORD WT. 4 OZ., ALBUM WT. ONE POUND. CONSULT YOUR POSTMASTER FOR RATE AND DETAILS.

Your Name \_\_\_\_\_  
*Please print plainly*

Address \_\_\_\_\_

City \_\_\_\_\_ Zone \_\_\_\_\_ State \_\_\_\_\_

MAIL TO:



LOCAL DEALER

# MORSE CODE RECEIVING and SENDING



**MADE EASY**  
*with Uncle Sam...*

- ★ SELF-TEACHING
- ★ SELF-TESTING
- ★ CODE RECORDS
- ★ INSTRUCTION BOOKS

UNCLE SAM PRODUCTS ARE LEADING, HIGH QUALITY, POPULAR PRICED ITEMS, FOR STUDENTS OR TEACHERS OF MORSE CODE.



★ **UNCLE SAM** ★  
 RECORDING  
 Helps you learn the International Morse Code  
 By Voice  
 EXPLAINS THE "DIDAH" LANGUAGE

**HOW TO**  
 HELP TWO OR MORE PEOPLE LEARN THE  
 CODE TOGETHER.

**HOW TO**  
 SEND BLINKER SIGNALS.

**GIVES YOU**  
 A TEST WITH ACTUAL MORSE CODE SIGNALS.

★★★★★★★★

**CODE SIGNALS**

Are transmitted at SLOW speed to allow you time to  
 DUPLICATE them in DIDAH language or whatever  
 instrument you have to work with; also at FAST  
 speed so that you will be FAMILIAR with how they  
 SOUND when you hear them on the air.

★★★★★★★★

ANYONE can learn the code regardless of AGE or SEX.  
 KNOWING the code may help you land THAT IMPORTANT  
 JOB.

©ReCupido Enterprises 1956

PRINTED U.S.A.

★★★★

**UNCLE SAM**  
 RECORDING

IS

**AT YOUR CALL  
 ALWAYS READY  
 TO HELP YOU  
 TO TEST YOU  
 TO TEACH YOU**

with FAST signals  
 with SLOW signals

GIVES YOU MESSAGES

TO

**DECODE**

★★★★

# Uncle Sam PRODUCTS

## MAKE MORSE CODE EASY FOR STUDENTS and TEACHERS

### ★ MORSE CODE IS A LANGUAGE IN SOUND

No one can LEARN or TEACH Code by reading a book.

This method of teaching Code is used by our Armed Forces, Scout Groups, Code Classes and Morse Code teachers throughout the nation. Without any professional help or previous knowledge of Morse Code ANYONE regardless of age or sex can LEARN, TEACH or TEST Morse Code with UNCLE SAM MORSE CODE PRODUCTS.

### BEGINNERS RECORD - self teaching - self testing

**CODE INSTRUCTORS** find once a student learns the alphabet and figures by SOUND the rest is easy. SPEED in sending and receiving develops with practice. Uncle Sam Code Record and Practice Key makes this EASY.

**CODE SIGNALS** are transmitted at slow speed to allow student time to concentrate for RECEIVING. Signals are spaced so student can duplicate them between signals in the DIDAH language or with a code practice key for TRANSMITTING - also at fast speed so student will be familiar with how they SOUND when they hear them on the air.

**SELF TESTING SIGNALS** consist of the complete alphabet and figures in a mixed up sequence as shown on the opposite page of this easy to understand instruction book. Transmitted at slow speed allowing student time to concentrate for RECEIVING or duplicate them for SENDING.

HOW TO SEND AND RECEIVE BY BLINKER SIGNAL IS ALSO EXPLAINED.

© 1960 RE CUPIDO ENTERPRISES, INC.

PRINTED U.S.A.

### BEGINNER'S RECORD CODE SIGNALS TRANSMITTED FROM RECORD IN THE FOLLOWING ORDER

#### SIDE 1 - OPENING CODE MESSAGE

• — • • • — • — — — • • • • •  
 • — • • • — • — — • — • — — — — —  
 • • — • — • • • • • — • — • — • — • — • — • —  
 — • • • • • — • — • — • — — — — —  
 — • • • •

#### THE LETTER "R" • — •

At SLOW speed, a series of DITS, DAHS and DIDAHS spaced so that you can DUPLICATE SIGNALS (between each signal) in the DIDAH language or whatever instrument you have to work with.

At FAST speed a series of DITS, DAHS and DIDAHS spaced so that you will be FAMILIAR with how they sound when you hear them on the air.

The alphabet in regular order SLOW speed  
 The figures in regular order SLOW speed

#### SIDE 2 - TEST YOURSELF BROADCAST -

Do not HESITATE or STOP during TEST BROADCAST. When you hear a signal, WRITE the LETTER or FIGURE you think it represents. If you miss a signal, continue right on. THIS WILL TELL YOU THE SIGNALS YOU ARE NOT FAMILIAR WITH. Transmitted as follows:

C L 3 B U o G O 6 V M R i J W N 8 H T K 2 Z P E 4 Q X

1 5 A D Y 9 S F 7 Check your results of test.

First Test - 5 words per minute. Second Test - 8 words per minute.

#### CLOSING CODE MESSAGE

— • • • • • — • — • — — — — —  
 — • • • • • — • • • • • — • — • — • — • — — — — —  
 — — — — —  
 • — • • • • • — • — • — • — • — • — • —

## THE INTERNATIONAL MORSE CODE

LETTER	SIGNAL	LETTER	SIGNAL
A	• —	N	— •
B	— • • •	O	— — —
C	— — • —	P	• — — —
D	— • •	Q	• — — •
E	•	R	• — • •
F	• • — •	S	— • • •
G	— • — •	T	— — •
H	• • • •	U	• • —
I	• •	V	• • • —
J	• — — —	W	— • — •
K	— • — —	X	— • • —
L	— • • •	Y	— — • —
M	— —	Z	— — • •

### THE FIGURES

1	• — — — —	6	— • • • •
2	• • — — —	7	— — • • •
3	• • • — —	8	— — — • •
4	• • • • —	9	— — — • • •
5	• • • • •	0	— — — — —

Period	— • — • — • —
Comma	— — • • — — —
Interrogation	• • — — • •
Error	• • • • • • •
Invitation to transmit	— • • —
End of each message (cross)	• — • — •

Boys and girls of all ages will find many ways to use the code. Mothers and fathers will find it very interesting to learn the code, thereby making it a contest with the younger set.

A very good method to learn the code is for two or more people to learn it together; speak the DIDAH language to each other or by whistling or hissing through the teeth.

## SPEAKING THE DIDAH LANGUAGE

When you read the code in print do not say "Dot" or "Dash" use the term "DIT" for Dot (say it sharply), use the term "DAH" for Dash (emphasize it).

Practice spelling words in DIDAH language. This will help you more than you realize.

### LETTERS

A	DIDAH	N	DAH DIT
B	DAH DIDIT	O	DAH DAH DAH
C	DAH DIDAH DIT	P	DIDAH DAH DIT
D	DAH DIT	Q	DAH DAH DIDAH
E	DIT	R	DIDAH DIT
F	DIDAH DIT	S	DIDIT
G	DAH DAH DIT	T	DAH
H	DIDIT	U	DIDAH
I	DIT	V	DIDIDAH
J	DIDAH DAH DAH	W	DIDAH DAH
K	DAH DIDAH	X	DAH DIDAH
L	DIDAH DIT	Y	DAH DIDAH DAH
M	DAH DAH	Z	DAH DAH DIT

### FIGURES

1	DIDAH DAH DAH DAH	6	DAH DIDIT
2	DIDIDAH DAH DAH	7	DAH DAH DIDIT
3	DIDIDIDAH DAH	8	DAH DAH DAH DIT
4	DIDIDIDAH	9	DAH DAH DAH DAH DIT
5	DIDIT	0	DAH DAH DAH DAH

Note - "T" is used at the end of the letter when the signal ends with DIT.

You can transmit blinker signals without a license. You must have a license to operate an amateur (ham) radio station. You must know the code to be licensed by The Federal Communication Commission, Washington, D.C. Contact your local postmaster for details.

## HELPFUL HINTS TO LEARN THE MORSE CODE

Take the letter groups of DITS (Dots) or groups of DAHS (Dash)

LETTER SIGNAL LETTER SIGNAL LETTER SIGNAL

E •	T —	U • • —
I • •	M — —	V • • • —
S • • •	O — — — —	W • — — —
H • • • •	G — — •	J • — — — —
A • —	N — •	B — • • •
	D — • •	
Z — — • •		Q — — — • •
K — • —		L • — • •
X — • • —		F • • — •
C — • — •		R • — •
Y — • — —		P • — — •

DO NOT try to LEARN too many letters to start with. BEGIN with a few letters, learn them well before starting a new group.

Always USE THE LETTERS you have learned. Spell words in DIDAH language so that you don't forget them.

Do not think of speed while learning the code. You will automatically develop speed with practice. The only way you can learn the code is PRACTICE. You can not learn the code by reading a book.

Remember you must learn the code by SOUND. Do not try to learn the code overnight. Go slowly; be patient with yourself.


You should learn how to TRANSMIT otherwise you will miss half the fun.

Practice sending a series of DITS and DAHS. Sound and space them as you hear them on the air.

Do not think of speed at this stage. Just PRACTICE until you have acquired the SOUND and even SPACING. Once you get the RHYTHM the rest will come easily.

## Uncle Sam MORSE CODE RECORDS

SEVEN-INCH, 45 R.P.M. EXTENDED PLAYING TIME



self teaching

self testing

UNCLE SAM BEGINNERS RECORD  
WITH INSTRUCTORS VOICE AND ACTUAL  
MORSE CODE SIGNALS

This low cost BEGINNERS RECORD ONLY \$1.50 expertly prepared (by R.C.A. Custom Record Dept.) easy to understand 7 inch 45 R.P.M. extended playing time record and instruction book is used by CODE INSTRUCTORS, SCOUT MASTERS, DEN MOTHERS, SCHOOLS, CLUBS, TEACHERS and THOUSANDS OF MEN AND WOMEN OF ALL AGES who want to learn the Morse Code. Sold by the nation's leading mail order firms, radio and electronic dealers, hobby shops, chain stores and many other retail outlets.

### ADVANCED RECORDS — \$1.50 each

(From 5 words per minute to 20 words per minute.)

No. 7-45-C	Lesson 1 and 2 . . . . .	5/W/PM
No. 7-45-D	Lesson 3 and 4 . . . . .	8/W/PM
No. 7-45-E	Lesson 5 and 6 . . . . .	10/W/PM
No. 7-45-F	Lesson 7 and 8 . . . . .	12/W/PM
No. 7-45-G	Lesson 9 and 10 . . . . .	15/W/PM
No. 7-45-H	Lesson 11 and 12 . . . . .	20/W/PM

One instruction book included with each record.

See Order Blank on Back Cover.

ADDITIONAL INSTRUCTION BOOKS . . . . . 25¢ PER COPY

BEGINNER'S RECORD

BEGINNERS (Side 1) Instructions

RECORD NUMBER 7-45-B-IMC

CODE SIGNALS TRANSMITTED FROM RECORD IN THE FOLLOWING ORDER: OPENING CODE MESSAGE

THE LETTER "R"

At SLOW speed, a series of DITS, DAHS and DIDAHs spaced so that you can DUPLICATE SIGNALS (between each signal) in the DIDAH language or whatever instrument you have to work with.

At FAST speed a series of DITS, DAHS and DIDAHs spaced so that you will be FAMILIAR with how they sound when you hear them on the air.

The alphabet in regular order SLOW speed
The figures in regular order SLOW speed

BEGINNERS (Side 2) Testing

#7-45-B-IMC

TEST YOURSELF BROADCAST-

Do not HESITATE or STOP during TEST BROADCAST. When you hear a signal, WRITE the LETTER or FIGURE you think it represents. If you miss a signal, continue right on. THIS WILL TELL YOU THE SIGNALS YOU ARE NOT FAMILIAR WITH. Transmitted as follows: C L 3 B U o G O 6 V M R i J W N 8 H T K 2 Z P E 4 Q X 1 5 A D Y 9 S F 7 Check your results of the test. FIRST TEST: 5 words per minute. SECOND TEST: 8 words per minute.

CLOSING CODE MESSAGE-

ADVANCED RECORDS

LESSON #1 (Side 1) Two Letter Groups at 5 Words Per Minute

RECORD NUMBER 7-45-C-IMC

CG OS HE TR YD WF GF JL YE WF GF JL MN VC XB BZ SD DH HS KL JL WP IU YR
RE MN VC XB BZ SD DH HS KL JL WP IU YR RE WO NG MC VB CI QP FI KK PX XZ VB KL
BV MC LK HJ OM NS DS JH EI HI IH EE II CC GN BV IC QP FI KK PX XZ VB KL
ZZ SN SD HJ ES DS YA BL

LESSON #2 (Side 2) Two Number Groups at 5 Words Per Minute

#7-45-C-IMC

12 54 67 94 36 75 29 83 64 72 38 90 54 20 21 64 72 38 90 54 20 21 67 84 36
54 32 86 38 88 67 84 36 54 32 86 38 88 79 02 90 74 22 43 11 25 43 47 70 52
78 29 58 74 47 93 88 78 12 54 76 49 63 57 92 38 46 23 87 09 45 02 76 48 73

LESSON #3 (Side 1) Three Letter Groups at 8 Words Per Minute

#7-45-D-IMC

JDH KLV SMB X CZ VBK IOP RTK QWV UIS IEI SFY MBN WQR WEP OLK ZCX VXC MBN WQR
WEP OLK ZCX VXC LAS FWU BXX HKL FGY KES DBY COZ VUJ LAS FWU BXX HKL FGY KES
DBY COZ VUJ DFH LWM QYH XID GHT WFU XVN MAX HYQ DIX HFD JUV ZOC YBK DSE FTT
KLH KXB UWF SAL HDJ LKW MSB CXZ BKV KRT TRK WVQ SIU ESF NBM PEW

LESSON #4 (Side 2) Three number Groups at 8 Words Per Minute

#7-45-D-IMC

123 321 225 337 904 897 708 322 806 545 342 677 723 100 203 228 127 342 677
723 100 203 228 127 272 112 662 676 087 314 272 112 662 676 087 314 423 500
655 312 002 421 912 889 860 423 222 351 525 733 987 897 070 215 608 554 342
781 275 203 790 115 695 513 555 444 892 773

LESSON #5 (Side 1) Four Letter Groups at 10 Words Per Minute

#7-45-E-IMC

KPDH KJSN BMCV QUPI DRLH NCVZ SWXT PUIO GKLE EEID TMNS SEUA QAWP FGHR YSGD
NCMI YUER GKLE EEID TMNS SEUA QAWP FGHR YSGD NCMI YUER PLOK QEXZ KLIA SOYP
RQZA VSMY PLOK QEXZ KLIA SOYP RQZA VSMY RTBX FYJN AFKL XBTR YMSV AZQR PYOS
AILK ZXEQ LKOP ERUY MICN DGSY RGHF HDPK VCMB NSJK IPUQ RLHD ZVCN OIUP TXWS
EIDH SNMT AUES WPAQ KLFA ELKG UPOI XTSW VVZA EXZQ LOPK ERUP NJAF SALA ZQAB

LESSON #6 (Side 2) Four Number Groups at 10 Words Per Minute

#7-45-E-IMC

2131 6794 0735 5312 7674 4432 3211 0142 9376 4112 2213 8878 7732 2782 1234
7002 3231 4432 3211 0142 9376 4112 2213 8878 7732 2782 1234 7002 3231 1268
1268 5342 5769 0120 3322 7354 0102 1234 4428 4321 2872 7012 3276 9431 2107
3568 5335 4212 5767 7469 4420 3251 0731 9370 2134 2281 8878 2725 8912 3211
7685 5312 7373

LESSON #7 (Side 1) Five Letter Groups at 12 Words Per Minutes

#7-45-F-IMC

SXHYA DGWRI BNSDJ LWRQZ XIPFR WJYCF WJUTS FDRYW MSANX ZFDJI POMNA RIGHK
RTUYE AFSHG VNBXZ QSBJN PKLFV BNSDJ LWRQZ XIPFR WJYCF WJUTS FDRYW MSANX
ZFDJI POMNA RIGHK RTUYE AFSHG VNBXZ QSBJN PKLFV XKGEY XKGEY KSGRB SHYFT
SQZCX SAFDL CXZQS LDFAS TFYHS RBGSK GEYKX FVLKP ZQJSE ZXBNV GHSFA EYUJR
HKGIR AHYSX IRWGD JDSNB QZRWL FRUIX FCYJW STUJW MSXNA IJDFZ ANMOP FMAZL
SANMX BRSKG EYKX FVZL WJUTS ANXFT SDBNJ YEIRW AYXSA LLZZL SKGBR

LESSON #8 (Side 2) Five number Groups at 12 Words Per Minute

#7-45-F-IMC

98563 35247 64510 31246 32132 45639 87897 22123 76543 24354 12345 22178
02132 98081 12678 38742 87897 22123 76543 24354 12345 22178 02132 98081
12678 38742 11232 73875 21034 10198 11232 73875 21034 10198 46583 78842
95836 25347 45683 89101 64213 31223 78753 23211 54321 45342 34567 32122
79878 93654 23123 64213 01546 74253 36589 38564 81901 78372 12633 27824

LESSON #9 (Side 1) Two Letter Groups and Two Number Groups at 15 Words Per Minute

#7-45-G-IMC

RD CA QC ZM FU HF XZ HD IN EE IZ BL TG GT VG XT RG IO AB NZ JN RB RZ OH SP HS
OS HN LS UR OI JR SA IU FI OP HJ KM NB HQ LA IB ZN YT GH BF CH YO AQ YQ ZT YG
SR YE TQ QV VF GL FH GE GN CL ZL WO XA RT FG BD DB GR EG GN FD XR AZ UD ID
BO IU EV TZ SU SI FO IA IE HI EC NY VF UF US TS SH ZL LG FD SD WV VD RC AR CM
HF FX ZB NZ ZO AT TG KO CC LC ZL ZB NE IH HH SZ DH OO BL YT RO XC AC DC ER EF
TG ED PN DL 27 78 88 39 47 75 57 48 92 70 57 38 90 45 20 26 17 84 63 54 32 86
83 98 80 20 09 47 22 34 11 22 34 79 40 07 25 87 92 85 20 26 17 84 63 54 32 86
52 21 54 67 96

LESSON #10 (Side 2) Three Number Groups and Three Letter Groups at 15 Words Per Minute

#7-45-G-IMC

078 223 806 545 342 689 723 100 023 282 712 112 272 626 766 087 314 423 050
655 312 020 290 123 422 192 889 860 432 222 123 321 225 337 904 897 708 322
806 545 555 444 678 237 032 228 127 423 505 565 135 289 192 988 339 287 293
578 608 XHY ASX HDG RIW SNB SDJ LRW QOZ XRG FRP IJY CFY JYC JWU STU VZL DFR
RYW MAS SXA SZL ZFD IDJ FSZ LPO NMA AVU ZOO RGI TRU EYU AFS GHS SFL VNB XZY
ABC BAC BSQ PZC WGD JDH KLV SBM CXZ VBU POI RKT QWV USI IEI SFY NMB QWR
CQL PEW OKL ZCX VXC XAM NVX UFW KLE HTZ ZGH DIX HYQ MWL HFD JUV ZOC YBD KES

LESSON #11 (Side 1) Mixed Group - Words, Letters, Numbers, Messages at 20 Words Per Minute

#7-45-H-IMC


S5FA 2H72 ZJFJ ZX75 1J2G H5SK Z7XA 3V2A AV18 Z27R 3VZ7 23CJ 1JOo AD62 7ZV3 R7Z2
V1A8 VZ31 7ZAX S5KH G2J1 S7XZ 1FJZ 27H2 A5SF ZR27 5SHK 1J2G 7ZLF RAISE MARCH
AZURE WRONG HARDY QUITE BLACK LEMON THREE ABOVE QUOTE PROUD JUICE GRADE
FAULT EXCEL EXTRA FINIS ZEBRA QUAIL LIGHT SEVEN PROWL LEARN JOLLY SHIP 15
GROSS RECEIVED 90 PIECES SQUAD OF 42 AIRPLANES ACCIDENT 2 CARS 4 PEOPLE CORN
38 CENTS WHEAT 67 CENTS RYE 81 CENTS 97 MEN 30 WOMEN 14 CHILDREN 45 CENT PER
DOZ TEMP 56 DEGREES WIND 1 MILE PER HOUR LOOK B4 YOU LEAVE DRIVE WITH CAUTION

LESSON #12 (Side 2) Mixed Group - Words, Letters, Numbers, Messages at 20 Words Per Minute

#7-45-H-IMC

HASTE MAKES DEBRI THE WORLD LOVES A BABY PRACTICE MAKES IT EASY NOW IS THE TIME FOR ALL GOOD
MEN TO COME TO THE AID OF THIER COUNTRY TRAIN NO 7 LEFT ON TIME YOU SHOULD TRAVEL BY AIR SHIP
MERCHANDISE TODAY SEND MONEY TODAY FLIGHT NUMBER 42 ONE HOUR LATE ENEMY SIGHTED WAITING
INSTRUCTIONS SINED COMMANDING OFFICER J H SMITH 98563 78842 73875 1235 59FZS KHGR FC SZ1 FFVZB
Z27R FN875 CFNO AND WINDS FROM SOUTHWEST AT 35 MILES PER SEND THREE HUNDRED TONS
WINTER WHEAT AT ONCE FOB CHICAGO ILLINOIS 55 WESTERN MAHOMET FOUR HUNDRED MILES
SOUTHWEST OF BLOCK ISLAND LIGHTSHIP AT NOON TODAY BOUND FOR NEWYORK VIA BOSTON

**7" 45 R.P. M.  
EXTENDED PLAYING  
TIME**



ONLY  
**\$10<sup>00</sup>**

**SELF TEACHING  
... SELF TESTING!**

**UNCLE SAM MORSE CODE  
RECORDS and RECORD ALBUM**

**A COMPLETE COURSE IN INTERNATIONAL MORSE CODE, CONSISTING OF (7) SEVEN 45 R. P. M., SEVEN-INCH, EXTENDED PLAYING TIME RECORDS; FOURTEEN EXPERTLY PREPARED LESSONS (BY R.C.A. CUSTOM RECORD DEPARTMENT) AND SEVEN (7) EASY TO UNDERSTAND INSTRUCTION BOOKS FOR GROUP OR CLASSROOM USE.**


**ADVENTURE IN YOUR OWN HOME**



**Messages from all over  
the world, airplanes and  
ships at sea.**

**BLINKER SIGNAL—  
NO LICENSE REQUIRED**

**PREPARE YOUR  
COMMUNITY  
START A MORSE CODE  
CLUB**



**ORDER BLANK**

*All records are shipped post-paid anywhere in the United States. Satisfaction guaranteed. Please send check or money order. No C.O.D. Do not send stamps. Use reverse side for name and address.*

QUANTITY WANTED				Amt. Enclosed
_____	No. 7-45-B	Beginner's Record		\$1.50
_____	No. 7-45-C	Lesson 1 and 2	5/W/PM	\$1.50
_____	No. 7-45-D	Lesson 3 and 4	8/W/PM	\$1.50
_____	No. 7-45-E	Lesson 5 and 6	10/W/PM	\$1.50
_____	No. 7-45-F	Lesson 7 and 8	12/W/PM	\$1.50
_____	No. 7-45-G	Lesson 9 and 10	15/W/PM	\$1.50
_____	No. 7-45-H	Lesson 11 and 12	20/W/PM	\$1.50
_____	No. 7-45-A	COMPLETE ALBUM	\$10.00. . Total	_____